

1445, WEEPING WILLOW, YPSILANTI, MI, 48198

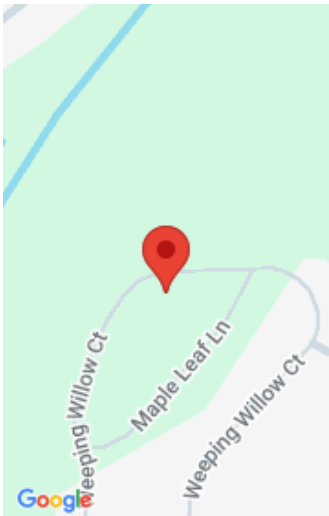
https://tuckerbenner.com




\$389,990

FREE LANDSCAPE PACKAGE - LIMITED TIME OFFER! New Construction by Infinity Homes - Estimated Completion: Summer 2026 Introducing the Nantucket Floorplan, a beautifully designed colonial featuring 3 bedrooms, 2.5 baths, and a 2-car attached garage. This home offers an open layout with a designer kitchen that’s perfect for family dinners or entertaining friends. You’ll love [...]


- 4 beds
- 3 baths
- Single Family Residence
- Residential
- Active
- 1570 sq ft



Call us now



Phone: (231)730-8781
Email: tuckerbennerteam@gmail.com
Address: 2747 Lakeshore Drive, Twin Lake, MI 49457



Basics

Category: Residential
Status: Active
Bathrooms: 3 baths
Lot size: 0.1 sq ft
Bathrooms Full: 2
Rooms Total: 10
Bathrooms Half: 1

Type: Single Family Residence
Bedrooms: 4 beds
Area: 1570 sq ft
Year built: 2026
Lot Size Acres: 0.1 acres
County: Washtenaw

Building Details

Building Area Total: 1570 sq ft
Architectural Style: Colonial
Heating: Forced Air
Roof: Asphalt, Shingle

Construction Materials: Brick, Vinyl Siding
Sewer: Public
Stories: 2
Basement: Full

Amenities & Features

Laundry Features: Laundry Room
Fireplace Features: Family Room, Gas Log
WaterSource: Public
Cooling: Central Air

Parking Features: Attached
Garage Spaces: 2
Fireplaces Total: 1

Fees & Taxes

Tax Assessed Value: \$1,282
Association Fee: \$500
Tax Annual Amount: \$550

Association Fee Frequency: Annually
Tax Year: 2025
Association Fee Includes: None

Call us now



School Information

High School District: Ypsilanti

Miscellaneous

Road Surface Type: Paved

CrossStreet: Geddes and Ridge

Listing Terms: Cash, VA Loan, Conventional

Call us now